



**Southeast
Nebraska
Community
Action**

**2025 COMMUNITY DEMOGRAPHIC AND
ASSESSMENT INFORMATION FOR THE
NEBRASKA COUNTIES OF CASS,
JOHNSON, NEMAHA, OTOE, PAWNEE,
AND RICHARDSON**

**SOUTHEAST NEBRASKA COMMUNITY ACTION
PARTNERSHIP, INC.**

802 4TH STREET, PO BOX 646

HUMBOLDT, NE 68376

(402) 862-2411

WWW.SENCA.ORG

PEGGY GROFF, BOARD CHAIR

JOHN MONTANELLI, POLICY COUNCIL CHAIR

ANGELA ANTHOLZ, HEAD START DIRECTOR

VICKY MCNEALY, EXECUTIVE DIRECTOR

***“Investing in Our Neighbors through Education and Partnerships to
Improve Lives and Build Strong Communities in Southeast Nebraska”***



TABLE OF CONTENTS

Purpose and Methodology	2
County Population	3
SENCA Client Characteristics.....	4
Employment.....	5
Education, Children, and Youth	6
Young Children and Youth Issues.....	7
Financial and Legal Issues	8
Affordable Housing	9
Home Energy.....	10
Homelessness.....	11
Head Start Needs Assessment	12
Senior Issues.....	18
Food and Nutrition.....	19
Transportation	20
Health.....	21
Veterans	22
Personal Opinions	23
Priorities.....	24
Geography.....	25
Resources	26

POVERTY PROFILE

The 2025 Federal Poverty Income Guidelines defines a family of four with an annual income of \$32,150 at 100% of poverty.

- Americans who fall below the poverty line is 11.5%. In Nebraska 10.5% fall below the poverty line.
- SENCA's 6-county service area has a poverty rate of 10.7%.
- Individuals in poverty per county:
 - 6.6% Cass
 - 12.9% Johnson
 - 11.8% Nemaha
 - 8.0% Otoe
 - 13.7% Pawnee
 - 11.1% Richardson

Data Sources:

- www.census.gov/quickfacts

Purpose

Southeast Nebraska Community Action Partnership, Inc. (SENCA) is responsible for soliciting and analyzing the concerns of low-income households within the SENCA service area. In order to meet this responsibility, SENCA conducts a community survey of SENCA customers and partners once every three years. The data collected from these surveys is used to set priorities and make decisions about the overall direction, programs, and services offered by SENCA. The primary goal is to ensure that the Agency's direction, programs, and services address the needs of SENCA's customers. A review of the data collected allows SENCA to assess the strengths and needs of residents residing in Cass, Johnson, Nemaha, Otoe, Pawnee, Richardson, and Sarpy Counties in Nebraska.

Methodology

A Community Needs Survey was developed by Southeast Nebraska Community Action Partnership, Inc. and distributed during the months of February and March 2025. These surveys were distributed to SENCA customers residing in Cass, Johnson, Nemaha, Otoe, Pawnee, and Richardson Counties, who received services during the previous 12-month period. Households were randomly selected from the Agency's database and each county received a proportionate number of surveys by calculating the number served in each individual county compared to the cumulative number served in defined service area. Surveys were mailed to customers and returned in a self-addressed envelope to the Agency. Surveys were also be distributed from the Central Office front desk, community outreach offices, and Head Start centers by direct service staff.



Customers were asked to answer survey questions based on what is currently happening in their households and asked to identify areas of need they are currently experiencing. Questions will be related to the topic areas of: 1) basic demographics; 2) personal opinions; 3) employment and education; 4) young children; 5) youth; 6) housing and energy; 7) financial and legal; 8) health and family planning; 9) transportation; 10) food and nutrition; 11) seniors; and 12) veterans. Customers were asked to identify the level of need in their community for available resources. Customers were also be asked to prioritize the importance of various services on a scale of 1 to 15. Customers were asked to rank how well they feel that their community is doing at addressing poverty and hunger. Community partners that work closely with SENCA were mailed a Community Needs Survey. Partners were asked to answer the same survey questions by indicating which areas they see a need for more resources or services to be made available to low-income families. Community partners were also be asked to identify the level of need for specific resources and rank the importance of various services. A total of 165 surveys were mailed to SENCA customers and another 132 surveys were mailed to SENCA community partners. Response rates for mailings were 90% and 14%, respectively. An additional 95 daycare surveys were collected.

Community demographic and census data was collected for the six-county core service area. A large portion of this data came from the U.S. Census Bureau. Additional data was collected from community assessments and reports available within the communities, counties, and state. Additional data was collected from a variety of sources.

County Population (2024 Estimates)

RACE, ETHNICITY, AND AGE OF SENCA CUSTOMERS

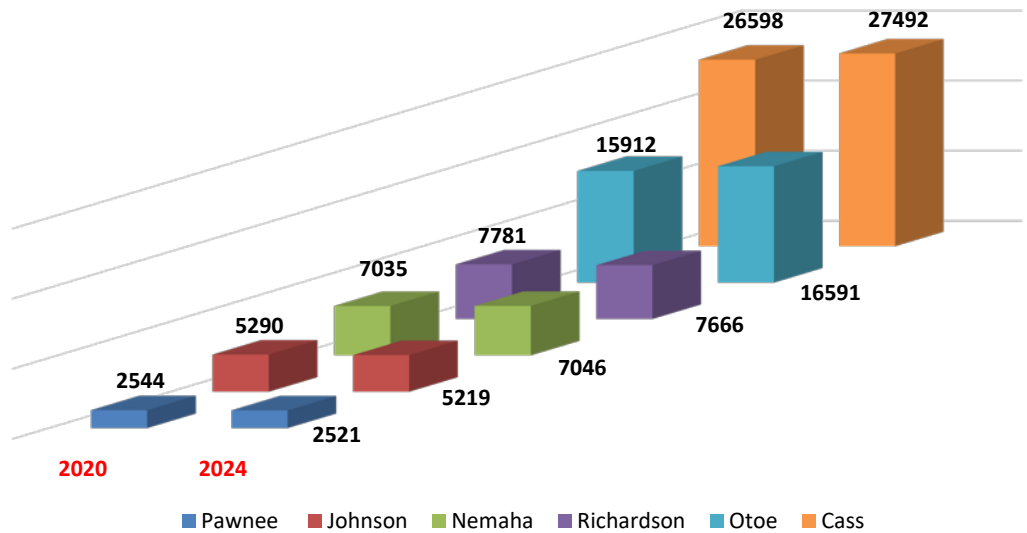
83% White
 1.5% American Indian
 2% Black/African
 American
 0.5% Asian/ Native
 Hawaiian/ Pacific
 Islander
 8% Multi-Racial/
 Other
 90% Non-Hispanic or
 Latino
 10% Hispanic or Latino

13% are 0 to 5 Years
 25% are 6 to 17 Years
 31% are 18 to 44 Years
 18% are 45 to 64 Years
 13% are Over 65 Years

	Cass County	Johnson County	Nemaha County	Otoe County	Pawnee County	Richardson County
0 to 4 Years	1,430	208	416	979	158	390
5 to 18 Years	4,810	747	1,212	2,986	422	1,266
19 to 64 Years	15,974	3,278	3,981	9,158	1,207	4,055
Over 65 Years	5,278	986	1,437	3,468	734	1,955
TOTALS	27,492	5,219	7,046	16,951	2,521	7,666

Between 2020 and 2024, SENCA’s service area population estimates increased in Cass, Nemaha, and Otoe Counties. The remaining counties experienced slight decreases.

Change in Population - Estimates
2020 to 2024



SENCA’s service area is not as racially diverse as the remainder of the State. There is a more diversity within Johnson County than any other county served. However, each county’s diversity has increase over the past few years.

Population By Race/Ethnicity

	Hispanic or Latino	White	Black	Am. Indian/Alaskan	Asian/Pacific Islander	2 or More Races/Other
Cass	4.3%	95.4%	0.9%	0.8%	0.8%	2.2%
Johnson	11.5%	87.8%	7.3%	1.7%	1.3%	1.9%
Nemaha	3.3%	95.3%	1.7%	0.7%	0.7%	1.7%
Otoe	9.1%	94.8%	1.3%	1.3%	0.8%	1.7%
Pawnee	2.0%	96.5%	0.8%	0.4%	0.4%	2.0%
Richardson	2.5%	92.5%	0.5%	3.4%	0.5%	3.0%
Nebraska	12.9%	87.3%	5.5%	1.7%	2.9%	2.6%

Data Sources:

- www.census.gov
- CSBG Annual Report

SENCA Client Characteristics

RESOURCES

SENCA continually updates its resource list, which is a compilation of the most current resources available to assist low-income families. In addition, Head Start families receive a listing of resources annually and discuss options with their Family Service Advocate during home visits. Resources cover the following major categories:

- Housing
- Employment & Income
- Food/Nutrition
- Child Care
- Life Skills
- Family/Social Relations
- Transportation & Mobility
- Community Involvement
- Parenting Skills
- Legal
- Mental Health & Substance Abuse
- Safety
- Disability
- Senior Issues

Data Sources:

- SENCA Community Needs Survey 2025
- CSBG Annual Report

Southeast Nebraska Community Action offers a wide range of services designed to meet the needs of low income and elderly residents living in our 6-county service area. SENCA's services currently include, Head Start, affordable housing, weatherization, transit, emergency assistance, family service, meal assistance, and many more community services. SENCA currently is involved with 2,684 people (10% increase) and 1,270 families. The number of female and male clients is higher at 1,481 females compared to 1,202 males. The majority of clients also fall into the 18-44 age range. Most adults in our programs have listed a high school diploma as their highest education level at 709 clients. The majority of clients rely on non-employment income only. The majority (55%) of SENCA clients currently rent their current residences. Forty-one percent (41%) of SENCA adults served have employment of some form, which is a 6% decrease increase over the previous year.

Family Income: 28% Other Income Only 19% Employment Only 17% Other Income & Non-Cash Benefits 12% Combination of Income Sources 11% Employment & Non-Cash Benefits 5% Non-Cash Benefits Only 8% Reported No Income	Family Type: 46% Single Person 19% Single Parent- Male or Female 16% Two Parent Household 12% Adults No Children 7% Other
Health Insurance – Persons: 89% Have Health Insurance 11% Have No Health Insurance	Disabled – Persons: 24% Have a Disability 76% Have no Disability
Housing – Families: 55% Rent 33% Own 9% Other 2% Homeless 1% Unknown	Level of Poverty – Families: 30% at 50% of Poverty and Lower 30% at 51% to 100% of Poverty 22% at 101% to 150% of Poverty 16% at 151% and Over 2% Unknown



Employment and Education Issues from Adult Respondent Surveys:

Are any of the adults in your household satisfied with their current job?	84% Yes 16% No
Need a job which pays enough to meet my family's basic needs	9%
Help finding a job with benefits	2%
Information and/or loan to start a business	0.5%
Need further education or training	9%
Financial aid to attend college/vocational school	3%
Affordable and reliable access to internet/technology	3%
Help finding a job	9%
Voter education/rights information	0%

Employment

JOBS



About 9% of SENCA clients feel they need further education and/or training. This is a 9% increase from 2024. Skills in which employees need more training according to SENCA customers:

GED/HS Diploma	5%
Technology	1%
College Degree	2%
Basic Skills	3%

Technology needs have gradually declined over the past few years. Those indicating needing a GED has slightly increased.

Minimum Wage?

Nebraska's minimum wage is \$13.50 an hour as of January 2025.

Data Sources:

- www.census.gov
- SENCA Community Needs Survey 2025
- Nebraska Department of Labor
- US Bureau of Labor Statistics
- Kids Count Nebraska

Five Year Unemployment Rate

	1/2025	12/2024	2023	2022	2021	
Cass	3.5%	2.8%	2.2%	2.5%	2.7%	Unemployment rates have remained rather steady since 2021. In December 2024, rates increase within the service area. January of 2025 rates increased again, but at a much higher rate with Johnson County having the highest rate at 4.6%.
Johnson	4.6%	3.3%	2.4%	2.9%	2.9%	
Nemaha	3.5%	2.9%	2.3%	2.4%	2.2%	
Otoe	2.9%	2.4%	1.9%	2.3%	2.3%	
Pawnee	2.9%	2.3%	1.8%	2.2%	1.8%	
Richardson	3.0%	2.5%	2.2%	2.1%	2.4%	
Nebraska	3.2%	2.8%	2.2%	2.3%	1.9%	

Nebraska Statistics:

- In 2022, 77.6% of children under 18 had all available parents in the workforce.
- In 2022, 74.3% of children under 6 had all available parents in the workforce.
- 19% of parents lack secure employment.
- 11,000 workers in Nebraska earned minimum wage or less in 2022
- 19.2% of borrowers were over 75% of their credit card limit.
- 17.6% of Nebraskans experience asset poverty, meaning they do not have a net worth at the Federal Poverty level to subsist without income for three months.

Median Income for Families with Children (2022)

All Families	\$92,641
---------------------	-----------------

	Median Household Income 2023	Difference from 2022
Cass	\$88,255	\$582
Johnson	\$59,457	(\$4,895)
Nemaha	\$60,132	\$2,936
Otoe	\$81,430	\$8,399
Pawnee	\$54,926	(\$907)
Richardson	\$55,578	\$5,257
Nebraska	\$74,985	\$3,263

Local Employment Statistics (December 2024)

	Labor Force	Employed	Unemployed
Cass	14,824	14,312	512
Johnson	2,005	1,912	495
Nemaha	3,296	3,179	117
Otoe	8,466	8,223	243
Pawnee	1,205	1,170	35
Richardson	3,817	3,702	115

Education, Children, and Youth

PK-12 Public School Data

LANGUAGE AND EDUCATION

English Language Learners:

In 2023-2024, Nebraska was identified as having 9% ELL students enrolled.

Special Education:

In 2023-2024, 17% of students enrolled in K-12 received special education services in Nebraska. Another 7,646 children ages 3 to 5 years and 2,369 children ages birth to 3 years were receiving special education services.

Community Strength – Our area has strong school systems.

Data Sources:

- www.census.gov
- Nebraska Department of Education
- Kids Count Nebraska
- AARP GrandFacts
- Voices for Children in Nebraska
- Foster Care Review Office

School	Enrollment	Free & Reduced Lunches	Graduation Rate
Cass County			
Plattsmouth	1,459	45%	93%
Weeping Water	306	32%	100%
Louisville	689	19%	97%
Conestoga	700	27%	98%
Elmwood	519	16%	100%
Johnson County			
Sterling	224	38%	100%
Johnson County Central	521	54%	92%
Nemaha County			
Auburn	980	40%	95%
Johnson-Brock	359	31%	100%
Otoe County			
Nebraska City	1,402	55%	85%
Syracuse-Dunbar-Avoca	784	19%	96%
Palmyra	738	23%	100%
Pawnee County			
Pawnee City	266	60%	100%
Lewiston	193	19%	Not Available
Richardson County			
Falls City	902	48%	96%
HTRS	298	31%	81%
Nebraska	328,649	52%	88%

Nebraska Education 2023-2024 Statistics:

- **88%** of students graduated from high school in the standard four years.
- **17%** of students were classified as special education students.
- **2%** of students are not in high school
- **93%** attendance rate
- **72%** of graduates were going on to college

2023-2024 Nebraska Child Welfare Statistics:

- **4,116** Increase in children becoming state wards.
- **34.5%** Children are placed with relatives.
- **9** Average age of children in foster care
- **68** Foster children were in placement in SENCA's service area.

NE GrandFacts:

- 31,219 children live in a grandparents' home.
- 9,302 grandparents are responsible for their grandchildren.
- 15,000 children are being raised by kin with no parent present.
- For every 1 child raised by kin in foster care, there are 13 being raised outside of foster care.

Young Children and Youth Issues

SUPPORT

Statewide in 2022, 1,771 children were put under their mother’s custody while 289 were placed with their father. There were 4,642 children who experienced their parents divorcing.

There was \$212,631,964 in child support collected through Child Support Enforcement (CSE). The mean child support was \$121.01 per month per child.

SENCA Clients:

- 215 women are single parents
- 27 men are single parents

In 2022, 47% of Nebraska children were living in a single parent household.

Community Strengths – SENCA provides a lot of support for those in need.

Communities are willing to step up when needed.

Data Sources:

- www.census.gov
- Kids Count Nebraska
- SENCA Community Needs Survey 2025
- CSBG Annual Report
- Child Care Aware of America

The Nebraska Department of Health and Human Services (DHHS) may be able to help with the cost of child care through the Child Care Subsidy Program. Eligibility is determined by a number of factors including, your gross income both earned income and unearned income, social security payments, and unemployment. DHHS will also only pay for child care if the child care provider is licensed or approved by the Department.

Center Based Rural Child Care Costs (2023)

Infant	\$12,571
4-year-old	\$11,420

“At least 110,997 children under the age of six needed child care in 2022. Child care options have declined somewhat in recent years. In 2022, this resulted in 9,102 (6%) of Nebraska parents of children 0 to 5 quit, did not take, or greatly changed their jobs because of child care problems in 2020-2021.”

★ ★ ★ ★ ★ ★ ★ ★ ★ ★

Child Care Subsidies (SFY 2022)

- 21,284 children received child care subsidies.
- The total state and federal funds spent for Child Care Subprogram, which includes the subsidies was \$199,902,023.
- 680 children were in the care of a license-exempt provider.

★ ★ ★ ★ ★ ★ ★ ★ ★ ★

Child and Youth Issues from Client Community Needs Surveys

Finding the right kind of child care	17%
Help paying for child care	7%
Need Preschool (ages 3 to 5 years)	10%
Need Preschool (ages 0 to 3 years)	24%
Help finding quality child care	12%
Employment opportunities for youth	3%
Help finding child care for summer, nights/weekends, & after school	21%
Help obtaining mental health services	1%
Need help with school work/tutoring	2%
Opportunity to be matched with an adult mentor	2%
Help with tech school or college financial aid application	3%
Services to help at-risk youth make positive choices	1%
Volunteer opportunities for youth	1%
Help preventing teen pregnancy/birth control education	2%
Parenting education for teen parent	0%



Since 2022, needs related to 0 to 3 preschool has increased by 140%. Six percent (6%) of Nebraska parents with children 0 to 5 quit work, didn’t take a job, or greatly changed employment because of child care problems.

Financial and Legal Issues

ASSISTANCE

Children living with food insecurity in 2022:

- Cass – 16.4%
- Johnson – 21.9%
- Nemaha – 21.1%
- Otoe – 18.9%
- Pawnee – 21.5%
- Richardson – 22.1%
- Nebraska – 19.2%

In 2022, 1 in 8 children didn't know where their next meal was coming from.


9 out of 10 children in rural communities are experiencing high food insecurity.

Community Strength – Our small communities are very supportive.

Partner Comment - SENCA workers are exceptional.

Data Sources:

- www.census.gov
- Kids Count Nebraska
- SENCA Community Needs Survey 2025
- Legal Aid of Nebraska
- Feeding America

Financial and Legal Issues		
Respondent surveys indicate the following needs:	SENCA Clients	SENCA Partners
 Take care of bad debt or reducing debt	14%	59%
Help with budgeting and managing money	12%	63%
Making out a will or health directives	22%	58%
Help understanding and filling out tax forms	11%	47%
Help starting a savings plan	11%	53%
Completing financial aid applications	7%	32%
Understanding Social Security Disability and how to apply	7%	37%
Information on Fatherhood parenting issues	2%	26%
Establishing or collecting child support	5%	16%
Information on relatives or grandparents raising children	1%	26%
Information on custody, guardianship, and visitation rights	8%	32%

Since 2022, the responses to the above issues have dropped by an average of 1% for clients and decreased by 4% for partners. The highest need in this category for clients was making out a will and for the partners it was learning about budgeting.

The Nebraska Department of Health and Human Services provides qualifying families with economic support. This economic support includes economic assistance programs and child support enforcement. Economic assistance programs include Supplemental Nutrition Assistance Program (SNAP), Employment First, Aid to Dependent Children, refugee resettlement, energy assistance, and child care subsidy.

	SNAP Participation (Persons - 2022)	% Children Eligible for Federal Nutrition Assistance (2022)	Cost per Meal	Maximum Monthly Benefit for 1 Person	Maximum Monthly Benefit for 4 Persons
Cass	1,197	32%	\$4.48	\$292.00	\$975.00
Johnson	292	43%	\$3.68		
Nemaha	528	34%	\$4.48		
Otoe	1,017	38%	\$4.48		
Pawnee	191	53%	\$3.68		
Richardson	667	48%	\$3.79		

The maximum allotment for SNAP is 30% of net income. Thus, if you qualify income wise for SNAP, but the allotment exceeds the 20%, you may only receive the minimum of \$23 per month.

In 2022, Nebraska Legal Aid closed 12,701 cases with an average of 1,058 cases per month.

- 50% related to children & families
- 20% related to income & benefits - \$500,903 in back benefits to 2,382 clients
- 20% related to housing
- 10% related to debt & finance
- 1 in 8 cases involved abuse

Affordable Housing

HOUSING MARKET

In Nebraska the Fair Market Rent (FMR) in 2024 for a two-bedroom apartment was **\$1,057**. In order to afford this level of rent and utilities – without paying more than 30% of income on housing – a household must earn **\$42,267** annually. Assuming a 40-hour work week, 52 weeks per year, and this level of income translates into an hourly Housing Wage of **\$20.32** per hour. On average, renters in Nebraska are only currently making **\$17.49** an hour.

In our local communities you would need to earn the following “Housing Wage” for a two-bedroom:

\$22.50	Cass
\$16.77	Johnson
\$16.77	Nemaha
\$16.85	Otoe
\$16.77	Pawnee
\$16.77	Richardson

Data Sources:

- www.census.gov
- Nebraska Low Income Housing Coalition Out of Reach 2024
- SENCA Community Needs Survey 2025
- Kids Count Nebraska

33% of SENCA clients reported being homeowners
55% of SENCA clients reported being renters

The percent of persons reporting as homeowners has decreased by 5% since 2022.

Twenty percent (20%) more respondents are paying 30% or more of their monthly income on their rent or mortgage compared to 2022.

Adult Survey Respondents:

48% pay 0-29% of their monthly income for rent or mortgage
52% pay 30% or more of their monthly income for rent or mortgage

2022 Nebraska Housing Facts

- 70.8% of families with children owned their home
- 24.7% of households were moderately burdened by housing costs
- 22% children living in households with a high housing cost burden
- 55% of children were low-income with a high housing cost burden
- 8% of children lived in crowded housing

2024 Housing Costs	Housing Costs				Renter Households			
	Hourly wage to afford 2BR FMR	2BR FMR	Annual income to afford 2BR FMR	Hours per week at minimum wage (\$13.50) to afford 2BR FMR	Renter Households	Est. hourly mean renter wage (2024)	Monthly rent affordable at mean renter	Full-time jobs at mean renter wage to rent 2BR FMR
Cass	\$22.50	\$1,170	\$46,800	66	1,782	\$13.43	\$698	1.7
Johnson	\$16.77	\$872	\$34,880	50	488	\$11.95	622	1.4
Nemaha	\$16.77	\$872	\$34,880	50	864	\$11.85	\$616	1.4
Otoe	\$16.85	\$876	\$35,040	49	1,489	\$13.30	\$691	1.3
Pawnee	\$16.77	\$872	\$34,880	50	187	\$21.28	\$1,106	0.8
Richardson	\$16.77	\$872	\$34,880	50	947	\$13.36	\$695	1.3

ENERGY BURDEN

2022 Home Energy Affordability Gap

Home energy is a crippling financial burden for low-income Nebraska households. Nebraska households with incomes of below 50% of the Federal Poverty Level pay 27% of their annual income simply for their home energy bills.

Nealy 35,000 Nebraska households live with incomes at or below 50% and another 45,000 households live with incomes between 50% and 100% of the Federal Poverty Level. These households face a home energy burden of 15%.

In 2022, the primary heating fuel for Nebraska residents at 47.8%. Electricity was used by 43%, petroleum was 6.8%, and renewable energy was 2.6%

In 2023-2024 Nebraska weatherized 324 homes resulting in a present value discount value of future savings of \$1,377,268.

Data Sources:

- www.census.gov
- Nebraska 2022 Home Energy Affordability Gap Report
- SENCA Community Needs Survey 2025
- Nebraska Department of Environment & Energy's 2024 Annual State Energy Report.

Federal Poverty Levels	County	Individual HH Shortfall	Number of Households	Aggregate Shortfall	Home Energy Burden
<50%	Cass	\$2,080	205	\$426,494	30.5%
	Johnson	\$1,933	46	\$88,920	29.7%
	Nemaha	\$1,763	110	\$193,908	28.2%
	Otoe	\$1,874	445	\$833,836	28.7%
	Pawnee	\$1,927	41	\$79,000	30.0%
	Richardson	\$1,706	180	\$307,156	28.5%
50% - 99%	Cass	\$1,635	373	\$610,036	16.3%
	Johnson	\$1,505	71	\$106,849	15.8%
	Nemaha	\$1,347	274	\$368,962	15.1%
	Otoe	\$1,441	320	\$461,027	15.3%
	Pawnee	\$1,506	137	\$206,274	16.0%
	Richardson	\$1,308	223	\$291,692	15.2%
100% - 124%	Cass	\$1,159	379	\$433,364	10.9%
	Johnson	\$1,046	69	\$72,188	10.6%
	Nemaha	\$901	72	\$64,844	10.0%
	Otoe	\$977	166	\$162,132	10.2%
	Pawnee	\$1,054	38	\$40,067	10.7%
	Richardson	\$881	196	\$172,714	10.1%
125% - 149%	Cass	\$841	549	\$461,649	8.9%
	Johnson	\$740	61	\$45,165	8.6%
	Nemaha	\$603	156	\$94,117	8.2%
	Otoe	\$667	235	\$156,828	8.14
	Pawnee	\$754	57	\$42,952	8.7%
	Richardson	\$597	186	\$110,974	8.3%



Housing Needs Identified by Respondents	SENCA Clients	SENCA Partners
Help paying for home heating expenses	24%	21%
Help making home more energy efficient	20%	47%
Loan or grant to fix existing house	12%	32%
Help obtaining a loan to buy a home	14%	26%
Home modifications for a disabled household member	7%	53%
Help to prevent eviction	3%	n/a
Tenant education about leases, landlord/tenant rights	5%	16%
Help to prevent foreclosure	1%	n/a
Help with damage/security deposits	6%	16%
Hands-on training about home maintenance	8%	37%
Subsidized rental housing	10%	26%

Partners indicated a high need for housing modifications for disabled resident (53%). Clients indicated that 24% feel the greatest need is for heating expenses.

Homelessness

NEBRASKA HOMELESSNESS

The Nebraska Homeless Assistance Program (NHAP) serves individuals who are homeless or near homeless. Not all homeless people receive services.

Nebraska 2025 Point-in-Time Results for Region 4:

- 152 people homeless
- 26 were under 18
- 39 homeless experience serious mental health issues
- 23 homeless experience a substance abuse disorder

Data Sources:

- www.census.gov
- NE Department of Education
- Kids Count Nebraska
- 2025 HUD COC
- HUD Exchange
- 2024-2025 Head Start PIR Data
- CSBG Annual Report
- National Alliance to End Homelessness

Point-in-Time Counts are unduplicated 1-night estimates of both sheltered and unsheltered homeless populations. The 1-night counts are conducted by Continuums of Care nationwide and occur during the last week in January of each year. Continuums of Care (CoC) are local planning bodies that are responsible for coordinating the full range of homelessness services in a geographic area, which may cover a city, county, metropolitan area, or an entire state. A Continuum of Care System has the goal of stably housing all persons who are homeless or at risk of homelessness in appropriate housing. This means identifying all homeless and at risk of homeless populations in communities, understanding their needs, and building a comprehensive and responsive system. In Nebraska there is a Balance of State Continuum of Care which is responsible for recording numbers for all regions in Nebraska (1-5) with the exception of Lincoln and Omaha.

Nebraska Homeless Statistics:

- **2,462** people experienced homelessness on any given night in 2023.
- **12** in every 10,000 experienced homelessness within the general population.
- Nebraska's homeless population **increased 10%** in 2022-2023, with sheltered increasing 6% and unsheltered increasing 44%.
- In 2023-2024, over **4,000** students were homeless .
- In 2023-2024, over **300** unaccompanied youth were homeless or child not in physical custody of a parent or guardian.
- The majority of homeless children and youth in Nebraska are living in "doubled-up" situations.

During 2023-2024, SENCA has served 45 homeless households across all programs with another 118 households at risk of homelessness. These families were assisted through Community Services (30), Project FIRST (6), and the Head Start program (9). Project FIRST provides support for families transitioning out of homelessness.

Some Causes of Homelessness:

- Domestic violence
- Substance abuse
- Insufficient income
- Loss of employment
- Mental health issues
- Lack of support system



Partners indicated a high need for homeless housing (68%) on the community assessment surveys. This is an increase of 45% increase from 2022.

Head Start Needs Assessment

HEAD START



There were just over 5,500 children served by Head Start (ages 3-5) and Early Head Start (0-3) in 2023-2024 across the state of Nebraska.

There were 19 Head Start Grantees/Early Head Start Grantees. These Grantees employ over 2,000 staff and over 200 contracted staff.

SENCA is funded to serve 135 children.

Lack of early childhood investments, including those in staff, deprive children of critical supports in the early years and reduces school readiness.

Data Sources:

- www.census.gov
- Kids Count Nebraska
- 2024-2025 PIR Data

Head Start is a comprehensive child development program which serves children from age 3 to 5 and their families. This is a child-focused program and has the overall goal of increasing the school readiness of young children in low-income families. The program involves the whole family and encompasses: child development, family partnerships, community partnerships, and staff. SENCA Head Start currently serves children in Johnson, Nemaha, Otoe, Pawnee, and Richardson counties.

Demographic Make-Up of Eligible Head Start Children

	Population Age 0-4	Child Poverty Rate	Estimated Children 0 to 4
Johnson	197	12.8%	25
Nemaha	417	12.8%	53
Otoe	980	9.1%	89
Pawnee	155	20.3%	31
Richardson	430	12.9%	55
TOTAL	2,179		253

Nebraska Child Well-Being Rankings
Overall – 9 (worse)
Economic – 5 (worse)
Education – 11 (better)
Health – 17 (worse)
Family & Community – 15 (better)

In 2024, approximately **64,000** of Nebraska’s children were living in poverty. During the same time frame in the SENCA Head Start service area, the number of children 0 to 4 living in poverty was approximately **253**.

In 2024-2025, SENCA Head Start served 23 children at or below 100% of poverty, which is a 39% drop from the previous year. Eighty-four (84) children were categorically eligible due to homelessness, foster care, or receipt of public assistance, which is a 22% increase in this eligibility area. An additional 15 children were between 101% and 130% of the poverty level. Thirteen (13) served were accepted as over the income guidelines. SENCA Head Start’s service area is not very racially diverse and the majority of Head Start students during the 2024-2025 program year were Caucasian.

Race	Number of Children	Ethnic Origin	
		Non-Hispanic or Latino	Hispanic or Latino
American Indian or Alaska Native	8	7	1
Asian	2	2	0
Black or African American	2	2	0
Native Hawaiian or other Pacific Islander	0	0	0
Caucasian	118	101	17
Multi-racial	5	3	2
Other	0	0	0

English Language Learners

During 2024-2025, SENCA Head Start served 7 child whose home language was Spanish. All remaining children spoke English as their first language. A total of 4 children enrolled were dual language learners.

HEAD START



Homelessness Occurs for Many Reasons Including:

- poverty
- lack of affordable housing
- unemployment
- poor physical or mental health
- drug and alcohol abuse
- family or relationship break-down
- domestic violence

Nebraska Out-of-Home Placements on 12/31/24

- Non-Relative Home – 37.2%
- Relative Home – 34.5%
- Kinship Care – 13.6%
- Trial Home Visit – 11.0%
- Independently – 1.9%
- Non-custodial – 1.8%

Within SENCA’s 6-County Service area 68 children and youth were in out-of-home placements on 12/31/2024.

Data Sources:

- 2024-2025 PIR Data
- SENCA Community Services
- Foster Care Review Office

Homeless Children

The number of homeless children enrolled in public school during 2023-2024 in Nebraska was reported as 4,000 and 7.5% of those were unaccompanied. The majority of homeless children were “doubled-up”, meaning sharing housing with others due to loss of housing, economic hardship, or a similar reason. An estimated, 2,462 persons in Nebraska experienced homelessness on any given night in 2023. In 2023-2024, SENCA served 163 individuals who may be considered homeless or near homeless. Six (6) families participated in the transitional housing program known as Project FIRST, which provides support for families transitioning out of homelessness. The SENCA Head Start program served nine (9) children who were homeless during the 2024-2025 school year.

Children in Foster Care

Across Nebraska on December 31, 2024, **4,116** children were receiving out-of-home services. The median age of those in foster care was 8 years old. The average daily population of DHHS wards in 2023-2024 was 601, which was a 2.9% increase from the previous year. On 9/30/2024, 37.0% of children in out-of-home placement were under 5, 35.0% were 6 to 12, and 28.1% were 13 to 18. Many times, there are multiple reasons for children being removed from the home. The majority of children placed in out-of-home services are placed in the least restrictive environment. During the 2024-2025 school year SENCA Head Start served three (3) children in foster care, which is comparable to the previous year. The following outlines the number in out-of-home care or trial home visits on December 31, 2024 compared to September 30, 2023, which is about a 30% decrease.

County	9/30/2023	12/31/2024
Cass	33	23
Johnson	17	4
Nemaha	4	11
Otoe	28	15
Pawnee	3	5
Richardson	13	10
TOTAL	98	68

Community Strength

OUR HEAD START PROGRAM AND PUBLIC SCHOOLS DO A GREAT JOB!

Head Start Needs Assessment

HEAD START



Children with Disabilities

During 2024-2025, SENCA Head Start served 34 children with disabilities identified through an IEP, making 25% of funded enrollment slots available for children with disabilities.

SENCA Head Start Children with IEP

	Number of Children
Speech Language Impairment	9
Hearing Impairment, including Deafness	0
Learning Disability	0
Autism	2
Developmental Delay	23
Multiple	0

Education of SENCA Head Start Children – Meeting or Exceeding Expectations

Domain	Fall 2024	Spring 2025
<i>Social-Emotional</i>	73%	91%
<i>Physical – Gross Motor & Fine Motor</i>	81%	96%
<i>Language</i>	67%	86%
<i>Cognitive</i>	71%	87%
<i>Literacy</i>	54%	85%
<i>Mathematics</i>	55%	83%

2023-2024 Public School Snapshots:

- 17% Special Education
- 13% Gifted
- 93% Attendance
- 9% ELL
- 52% Free/Reduced Lunch
- 88% Graduation Rate

In 2023-2024, 19,316 children, 3 and 4 years old, were enrolled in public school preschool. There were 332 full day classrooms and 654 part day classrooms.

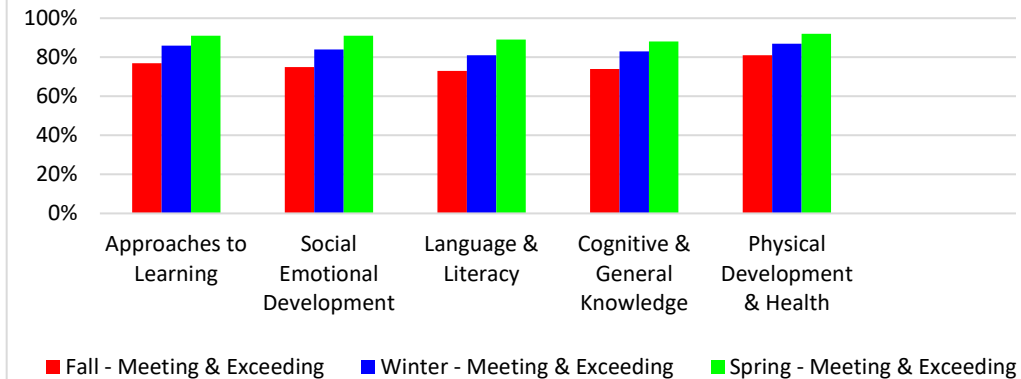
2023-2024 PK Enrollment in Public Schools

- Johnson – 79
- Nemaha – 176
- Otoe – 201
- Pawnee – 39
- Richardson - 198

Data Sources:

- Kids Count Nebraska
- Nebraska Department of Education Snapshots
- 2024-2025 PIR Data
- 2024-2025 Child Outcomes Report

2024-2025 School Readiness Progress



Significant increases in child outcomes were realized from the fall to spring checkpoints across all six domains. At least 88% of children were meeting or exceeding expectations in all domains. Overall, the percent meeting or exceeding expectations across all domains increased by 33% from fall to spring. Literacy and math saw the largest increases at 57% and 51%.

Approximately 91% of students are meeting or exceeding expectations for school readiness, which is approximately an increase of 20% overall. Cognitive/general knowledge and physical development improved by 23% each. Language and literacy showed gains of 22%. Social emotional increased by 21% followed by approaches to learning improvements of 18%.

Head Start Needs Assessment

HEAD START



Health, Nutrition, and Social Service Needs of Children

Selected Statistics	Johnson	Nemaha	Otoe	Pawnee	Richardson
Children in Poverty	12.8%	12.8%	9.1%	20.3%	12.9%
Teen Births per 1,000	26	8	20	NA	19
Low Birth Weights	4%	7%	8%	7%	8%
Children without Health Insurance	4%	6%	4%	5%	4%
Adult Smoking	15%	16%	15%	17%	19%
Severe Housing Cost Burden	8%	9%	8%	10%	8%
Poor Physical Health Days – Past 30 Days	3.6	4.0	3.6	4.1	4.1
Poor Mental Health Days – Past 30 Days	4.3	5.0	4.7	5.0	4.7
Available Physicians	1	6	12	1	4
Available Dental Providers	1	3	9	3	3
Available Mental Health Providers	1	3	22	0	10

In 2022, child food insecurity in the service area affected an average of 14.2% (1,220) of children. Within the area, approximately 19% (1,788) of the children benefitted from SNAP.

Resources by County - Overview

	Nemaha	Otoe	Pawnee	Richardson
HEALTH	NE DHHS, Family Planning, Local Doctors, SE District Health			
DENTAL	Local Dentists			
NUTRITION	Commodity Supplemental Program SENCA WIC			
EDUCATION	SENCA Head Start Public Schools Private Preschools Sixpence (0 to 3)	SENCA Head Start Public Schools Private Preschools	SENCA Head Start Public Schools Private Preschools	SENCA Head Start Public Schools Private Preschools Sixpence (0 to 3)
SOCIAL SERVICE	SENCA, Ministerial Associations, Catholic Social Services, Project Response, Veteran Services			
FAMILY SUPPORT	SENCA, NE Workforce Development, Transportation, Affordable Housing, Blue Valley Behavioral Health, Behavioral Health Solutions, Nebraska Family Helpline			

Resources:

Resources available to address the needs of SENCA Head Start eligible families is limited due to being a very rural area. Service providers in the area work collaboratively to ensure family needs are met, while maximizing resources without duplication.

To better assist families SENCA has developed county resource sheets. These county resource sheets can be found at the end of this Community Assessment.

2025 County Health Rankings - County Well-Being Compared to Average County in the Nation

Cass - Same
Johnson - Better
Nemaha - Worse
Otoe - Same
Pawnee - Worse
Richardson - Same

Data Sources:

- www.countyhealthrankings.org

Head Start Needs Assessment

HEAD START



Parent Schedules

During the 2024-2025 school year, SENCA Head Start served a total of 124 families. There was a total of 66 one parent families and 58 two parent families. Ninety percent (90%) of the families were employed at the beginning of the year, creating the need for child care and/or preschool services.

When surveyed as a part of the 2025 Community Assessment, 10% of SENCA clients and 32% of partners indicated a continued need for 3 to 5 preschool services mirroring the school year. Twenty-four percent (24%) of clients and 37% of partners indicate a need for 0 to 3 services. When completing the child care survey, 100% reported at least one adult working and 59% indicated both parents working. Seventy-eight percent (78%) indicated the need for full day Head Start at least four days per week. The Child Care Survey results are included below for comparison of the types of care needed. The vast majority indicated needing care five days a week. Almost all that were in need of some form of child care indicated that their children were being cared for in the home or by a relative.

Community Strengths

The child care providers we do have are great.

Child Care Survey

100% one adult working
100% need care M-TH
52% need care Friday
78% need full time care

Ages of Children Needing Care

14% - 0 to 12 months
12% - 12 to 24 months
19% - 25 to 35 months
84% - 3 to 4 years



Child Care Needs Identified	Clients	Partners	Child Care Survey
Preschool Ages 0 to 3	24%	37%	45%
Preschool Ages 3 to 5	10%	32%	84%
Quality Child Care	133%	58%	NA
Infant Care	3%	47%	26%
Evening/Night/Weekend Care	9%	68%	12%
Part-time/Changing Hours	6%	37%	NA
Sick Child Care	7%	37%	NA
After School Care	7%	47%	NA
Summer/Holiday Care	5%	53%	NA

Community Strengths

As a part of the Community Assessment surveys, customers, partners, and community members were asked to identify various strengths. Strengths identified within the service area include:

Community Facilities
Schools & SENCA Head Start
Food Pantries
Community Facilities & Activities
Local Businesses
Invested Community Members

SENCA Program, Services, & Staff
Churches
Assistance Agencies
Community Support for Families
Good Medical Care
Public Schools

Data Sources:

- SENCA Community Needs Survey 2025
- 2024-2025 Child Care Survey

SENCA Does a Wonderful Job!

Thank You for All You Do!

Head Start Needs Assessment

HEAD START



Child Development Programs Serving Head Start Eligible Children

As of 2025, there were several licensed child development and care programs serving Head Start age eligible children.

Licensed Child Care Facilities by County

Johnson: 4 -100 Slots
 Nemaha: 14 - 282 Slots
 Otoe: 21 - 418 Slots
 Pawnee: 3 – 65 Slots
 Richardson: 13 – 255 Slots

Licensed & Non-Licensed Preschool Slots by County

Johnson: 79
 Nemaha: 145
 Otoe: 205
 Pawnee: 49
 Richardson: 122

Estimated Head Start Eligible Preschool Children by County

Johnson: 25
 Nemaha: 53
 Otoe: 89
 Pawnee: 31
 Richardson: 55

SENCA Head Start collaborates with 3 public school preschools to provide education services to 32 children.

Data Sources:

- NE Department of Health and Human Services
- NE Department of Education

	Johnson		Nemaha		Otoe		Pawnee		Richardson	
	Sites	Slots	Sites	Slots	Sites	Slots	Sites	Slots	Sites	Slots
Family CC Homes	2	20	11	128	16	166	2	22	10	104
Child Care Center	2	80	3	154	5	252	1	43	3	151
Preschool	0	0	0	0	1	29	0	0	1	12
TOTALS	4	100	14	282	22	447	3	65	14	267

There are also 9 preschools operated by the public-school districts in the SENCA Head Start service area. One of those preschools is licensed by the state of Nebraska.

Name	Location	District	County	Enrollment
JCC	Tecumseh, NE Cook, NE	Johnson County Central Schools	Johnson	42
Sterling	Sterling, NE	Sterling Public Schools	Johnson	37
Bulldog Beginnings	Auburn, NE	Auburn Public Schools	Nemaha	60 (8 Head Start)
Little Learners	Auburn, NE	Auburn Public Schools	Nemaha	30
Johnson Brock Preschool	Johnson, NE	Johnson-Brock Public Schools	Nemaha	38
Auburn Head Start	Auburn, NE	SENCA Head Start	Nemaha	17
Nebraska City Preschool	Nebraska City, NE	Nebraska City Public Schools	Otoe	101
S-D-A Preschool	Syracuse, NE	Syracuse-Dunbar-Avoca Public Schools	Otoe	41
Nebraska City Head Start	Nebraska City, NE	SENCA Head Start	Otoe	34
Lewiston Preschool	Lewiston, NE	Lewiston Consolidated Public Schools	Pawnee	21
Pawnee City Public Schools	Pawnee City, NE	Pawnee City Public Schools	Pawnee	18
Table Rock Head Start	Table Rock, NE	SENCA Head Start	Pawnee & Richardson	10
HTRS Early Learning Center	Humboldt, NE	Humboldt-Table Rock – Steinauer Public Schools	Richardson	33 (6 Head Start)
Parent Child Center	Falls City, NE	Falls City Public Schools	Richardson	60 (18 Head Start)
Falls City Head Start	Falls City, NE	SENCA Head Start	Richardson	17

Senior Issues – Based upon Good Health

THE ELDER INDEX

The Elder Economic Security Standard Index (Elder Index) is a tool used by policy makers, older adults, family caregivers, service providers, aging advocates and the public at large. Developed by the Gerontology Institute at the University of Mass. Boston and Wider Opportunities for Women, the Elder Index is a measure of income that older adults need without public or private assistance to meet their basic needs and age in place with dignity. While public supports, particularly food support programs and energy assistance, are critical to helping many elders address the gap between income and economic security needs, elders who depend on an often-under-funded social safety net cannot be considered secure.

Data Sources:

- www.census.gov
- Elder Index Surveys Nebraska 2024
- SENCA Community Needs Survey 2025
- www.ssa.gov

Monthly Expenses:	County	Elder Person (age 65+)			Elder Couple (one or both 65+)		
		Owner w/o Mortgage	Renter 1 Bedroom	Owner w/ Mortgage	Owner w/o Mortgage	Renter 1 Bedroom	Owner w/ Mortgage
Housing (Inc. utilities, taxes & Insurance)	<i>Cass</i>	\$651	\$881	\$1,691	\$651	\$881	\$1,691
	<i>Johnson</i>	\$567	\$638	\$1,325	\$567	\$638	\$1,325
	<i>Nemaha</i>	\$567	\$654	\$1,325	\$567	\$654	\$1,325
	<i>Otoe</i>	\$567	\$681	\$1,325	\$567	\$681	\$1,325
	<i>Pawnee</i>	\$567	\$638	\$1,325	\$567	\$638	\$1,325
	<i>Richardson</i>	\$567	\$638	\$1,325	\$567	\$638	\$1,325
Food	<i>All</i>	\$324			\$595		
Transportation	<i>Cass</i>	\$292			\$449		
	<i>All Others</i>	\$307			\$474		
Health Care	<i>Pawnee</i>	\$550			\$1,100		
	<i>All Others</i>	\$555			\$1,110		
Misc.	<i>Cass</i>	\$364			\$561		
	<i>Pawnee</i>	\$350			\$547		
	<i>All Others</i>	\$351			\$549		
Index Per Month	<i>Cass</i>	\$2,186	\$2,416	\$3,226	\$3,366	\$3,596	\$4,406
	<i>Johnson</i>	\$2,104	\$2,175	\$2,862	\$3,295	\$3,366	\$4,053
	<i>Nemaha</i>	\$2,104	\$2,191	\$2,862	\$3,295	\$3,382	\$4,053
	<i>Otoe</i>	\$2,104	\$2,218	\$2,862	\$3,295	\$3,409	\$4,053
	<i>Pawnee</i>	\$2,098	\$2,169	\$2,856	\$3,283	\$3,354	\$4,041
	<i>Richardson</i>	\$2,104	\$2,175	\$2,862	\$3,295	\$3,366	\$4,053
Index Per Year	<i>Cass</i>	\$26,232	\$28,992	\$38,712	\$40,392	\$43,152	\$52,872
	<i>Johnson</i>	\$25,248	\$26,100	\$34,344	\$39,540	\$40,392	\$48,636
	<i>Nemaha</i>	\$25,248	\$26,292	\$34,344	\$39,540	\$40,584	\$48,636
	<i>Otoe</i>	\$24,248	\$26,616	\$34,344	\$39,540	\$40,908	\$48,636
	<i>Pawnee</i>	\$25,176	\$26,028	\$34,272	\$39,396	\$40,248	\$48,492
	<i>Richardson</i>	\$25,248	\$26,100	\$34,344	\$39,540	\$40,392	\$48,636

SENCA clients who are seniors need:

Assistance with snow shoveling	15%
Assistance with minor home repairs	15%
Transportation	11%
Meals-on-wheels	10%
Assistance with basic housekeeping/chores to stay home	6%
Assistance with yard work	18%
Help to monitor medications	2%
Congregate meals	7%
Help with personal care to stay home	3%
Part-time employment	3%
Use public transit or other volunteer transportation	7%



% of Population 65+	
Cass	18.8%
Johnson	19.2%
Nemaha	20.5%
Otoe	20.3%
Pawnee	28.9%
Richardson	24.7%

2023 Nebraska Social Security Quick Facts:

- 370,770 Nebraskans receive Social Security.
- 77% of beneficiaries are retirees and 10% are disabled.
- Survivor beneficiaries make up 8.2%. Children make up 5.6% of beneficiaries.
- On average, Nebraska retirees received an average of \$1,937 a month in 2024.
- Social Security is the only source of income for many Nebraskans age 65+.

HUNGER

1 in 7 Nebraskans face hunger & 1 in 5 kids are facing hunger.

The Supplemental Nutrition Assistance Program (SNAP) is one of the most effective anti-poverty programs in the U.S.

In Nebraska in 2022, SNAP helped 3,892 residents in SENCA's service area & 155,000 state-wide. More than 68% are families with children.

In FY 2024, the monthly average benefit for SNAP is \$292/person. This is equal to \$9.73 per person per day.

Women, Infants, and Children (WIC) average participation in 2022 was 35,243 persons.

100 clinics in 93 counties reported participating in the WIC program.

The average monthly food cost per participant in the WIC program during 2022 was \$41.30.

Data Sources:

- www.census.gov
- Kids Count Nebraska
- SENCA Community Needs Survey 2025
- FeedingAmerica.org
- www.usda.gov
- Center on Budget & Policy Priorities

Food and Nutrition

Official USDA U.S. Average Cost of Food at Home – January 2025	Weekly Cost Thrifty	Monthly Cost Thrifty
<i>Female (30 Yrs.) & 1 Child (4 Yrs.)</i>	\$99.10	\$429.50
<i>Male & Female (30 & 35 Yrs.) with 2 Children (6 & 11 Yrs.)</i>	\$229.10	\$992.90
<i>Male & Female (20 Yrs. & 25 Years) with 3 Children (1, 3, & 10 Yrs.)</i>	\$246.70	\$1,069.00
<i>Male & Female (65 Yrs.)</i>	\$116.50	\$504.60
<i>Male & Female (71+ Yrs.)</i>	\$118.80	\$514.60

Food and Nutrition Needs	SENCA Clients	SENCA Partners
Assistance accessing local emergency food pantry	22%	42%
More personal items at food pantry	14%	26%
Information and tips on best ways to shop for and cook well-balanced, nutritious meals on a budget	20%	42%
Free or reduced lunches for children	9%	32%
More open hours at food pantry	10%	21%
Lunches for children outside of regular school year (summer)	9%	47%
Assistance applying for food support	11%	16%
Additional food pantry locations	3%	0%



2022 Data	Child Food Insecurity	Eligible Federal Nutrition Assistance
Cass	16.4% 1,264	68%
Johnson	21.9% 248	41%
Nemaha	21.1% 342	79%
Otoe	18.9% 923	44%
Pawnee	21.5% 151	95%
Richardson	22.1% 465	74%

Food insecurity refers to the USDA's measure of the lack of access, at times, to enough food for an active, healthy life for all household members and limited or uncertain availability of nutritionally adequate foods. Food insecurity may reflect a household's need to make trade-offs between important basic needs, such as housing or medical bills, and purchasing nutritionally adequate foods.

2022 Data	Overall Food Insecurity		Average Meal Cost	Estimated Nutrition Program Eligibility	
	%	Count		SNAP Eligible	Not Eligible
Cass	11.5%	3,161	\$4.48	47%	53%
Johnson	13.3%	694	\$3.68	36%	64%
Nemaha	15.7%	1,106	\$4.48	62%	38%
Otoe	13.8%	2,289	\$4.48	47%	53%
Pawnee	15.0%	378	\$3.68	69%	31%
Richardson	14.3%	1,096	\$3.79	66%	34%

Transportation

ACCESS

5.7% of Nebraska households have no vehicle available.

96.5% of Nebraska's population lives in a county with transit service, making transit an important mobility option for many Nebraskans.

SENCA currently has transit programs in:

- Richardson County
- Pawnee County
- Cass County

The Richardson County Transit system began in 1994. The system is county-wide service serving the general public with priority for the elderly and handicapped.


The Pawnee County Transit system began in 1981. This service is a public transportation system available to all persons.

The Cass County Transit System began on January 2, 2024. The system provides county-wide service.

Data Sources:

- SENCA Community Needs Survey 2025
- SENCA Scorecard
- AAA
- UNO Center for Public Affairs Research

SENCA asked their clients and partners about their transportation needs:



	Clients	Partners
Getting help with transportation costs	18%	37%
Affordable repairs for my car	20%	9%
Public transit	5%	47%
Transportation to and from medical appointments	12%	11%
Financial help buying a car	12%	32%
Hands-on training about car repair & maintenance	13%	4%
Transportation to go to work	3%	11%
Transportation to look for work	2%	5%
Help getting to work because of license revocation	1%	NA

AAA has published "Your Driving Costs" annually since 1950. Their 2024 study revealed the following facts:

- Operating costs (gas, maintenance, tires) for a medium sedan were approximately 23.43 cents per mile.
- Ownership costs (full-coverage insurance, license, registration, taxes, depreciation, and finance charges) are approximately \$19.29 per day or \$7,042 per year for a medium sedan.
- The average cost per day at 15,000 miles for a medium sedan is approximately \$28.92 per day or \$10,557 per year.

SENCA Transportation Facts (2023-2024):

- SENCA Transit
 - 6,609 boardings were provided to riders using accessible new or expanded transportation resources that are available to low-income people including public or private transportation and people using contract transportation provided by CAA.

Head Start Transportation Facts (2024-2025):

- Head Start
 - Provided 658 rides during the 2024-2025 school year to a total of 4 children.

Health

INSURANCE

86% of SENCA’s clients currently have some form of health insurance, which is the same as in 2023.

71% Medicaid
 14% Medicare
 1% Military Care
 9% Employer Provided
 5% Other/Unknown

County Health Rankings are published online at countyhealthrankings.org annually. These rankings help counties understand what influences how healthy residents are and how long they will live. They measure the overall health of each county in all 50 states. Health outcomes represent measures of how long people live and how healthy people feel. Health factors represent the focus areas that lead to a longer life and how well we live.

Nebraska Rankings Compared To Average County in the Nation	
Cass	Same
Johnson	Better
Nemaha	Worse
Otoe	Same
Pawnee	Worse
Richardson	Same

	Cass	Johnson	Nemaha	Otoe	Pawnee	Richardson
Low birth weights	7%	4%	7%	8%	7%	8%
Adult smoking	13%	15%	16%	15%	17%	19%
Severe housing problems	10%	6%	9%	11%	12%	8%
Excessive drinking	23%	23%	21%	22%	21%	20%
Adult obesity	38%	40%	41%	37%	39%	44%
Poor physical health days/month	3.4	3.6	4.0	3.6	4.1	4.1
Poor mental health days/month	4.8	4.3	5.0	4.7	5.0	4.7

Overall, adult smoking decreased by 1% and excessive drinking increased by 3%. However, obesity stayed about the same, poor health days increased by 0.8 days, and poor mental health days increased by 1 day. In today’s day and age there are a variety of other health risks that people face. Some of those risks are ones that people take on a daily basis without thinking about the consequences. Motor vehicle behavior for example, can be deadly. According to the 2023 Nebraska Youth Risk Behavior Surveillance Report of the following was found regarding risky youth behaviors:

- 5% haven driven after drinking alcohol & 15% have ridden with someone drinking
- 51% report texting while driving & 58% report talking on the phone while driving
- 20% report being bullied (more common with girls)
- 19% report seriously considering suicide (25% girls & 14% boys), 14% planned a suicide attempt, and 10% attempted suicide (15% girls & 6% boys)
- 19% tried smoking & 34% have tried vaping
- 9% reported binge drinking
- One in 10 students report being offered, sold, or given illegal drugs on school property

Data Sources:

- SENCA Community Needs Survey 2025
- 2025 County Health Rankings
- CSBG Annual Report
- NE Youth Risk Behavior Surveillance Report



Health Issues - Survey

	Clients	Partners
Help finding affordable health insurance	10%	57%
Resources for mental health treatment/services	14%	58%
Relief (respite care) for someone who cares for an elderly or disabled	4%	63%
Help paying for prescription drugs	2+%	32%
Assistance applying for health insurance	5%	32%
Resources for alcohol or drug abuse treatment	4%	42%

Veterans

VETERANS AFFAIRS

There are approximately 111,873 veterans in Nebraska.

The Department of Veterans Affairs (VA) offers many programs and services. Veteran benefits include access to:

- Education programs
- Home loans
- Disability payments
- Health services
- Network of national cemeteries, soldier's lots, and monument sites
- Provide headstones and markers for Veterans' graves worldwide

- 2.1% are unemployed.
- 16,098 have inadequate housing.
- 20.9% pay too much for housing.
- 6.0% live in poverty.
- \$69,500 is the median income.
- 32.2% have a service-connected disability.
- 145 are estimated to be homeless.

% Adult Population that are Veterans by County		
Cass	12.6%	2,531
Johnson	7.0%	296
Nemaha	7.4%	409
Otoe	9.9%	1,189
Pawnee	8.8%	174
Richardson	9.0%	558

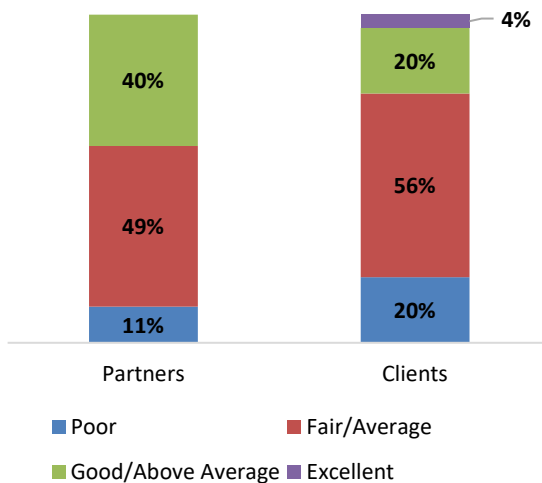


Veteran Issues – Survey

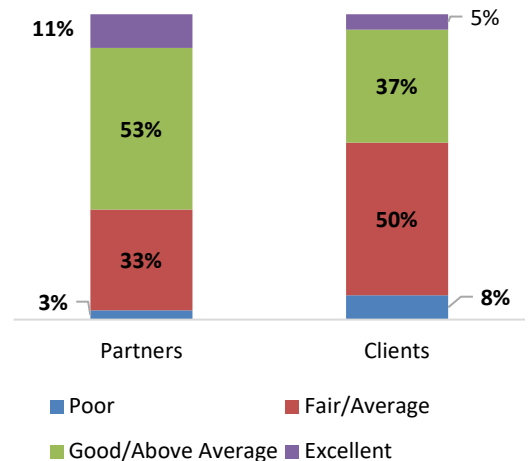
	Clients	Partners
Assessing Veteran needs	1%	32%
Transportation	1%	21%
Health Care, including mental health treatment	1%	42%
Help with housing or rental assistance	2%	NA
Help accessing education programs for Veterans	1%	16%



Rate Efforts to Reduce Poverty



Rate Efforts to Reduce Hunger



Data Sources:

- SENCA Community Needs Survey 2025
- Veterans Data Central

Personal Opinions

On our recent Community Needs Survey, we asked random SENCA clients and partnerships the following:

- 1) What do you feel are the biggest problems facing youth (ages 5 to 17) in the community?
- 2) What do you feel are the biggest problems facing adults in the community?

Here are those responses.



<u>Youth</u>			
	Clients	Partners	
Not much to do away from school	59%	63%	Not much to do away from school
Lack of adult role models	34%	58%	Depression
Stress	30%	53%	Lack of opportunities to develop skills needed as an adult
Lack of opportunities to develop skills needed as an adult	30%	37%	Stress
Depression	24%	32%	Lack of adult role models
Alcohol/drug abuse by family	23%	32%	Alcohol/drug abuse by family
Adults not in touch with needs of youth	20%	21%	Adults not in touch with needs of youth
Alcohol/drug abuse by youth	18%	16%	Alcohol/drug abuse by youth
Violence	10%	11%	Violence

<u>Adults</u>			
	Clients	Partners	
Inability to pay all bills and on time	49%	58%	Low wages
Stress	49%	58%	High rent/mortgage cost
High rent/mortgage costs	43%	58%	Inability to pay all bills and on time
Low wages	39%	53%	Alcohol/drug abuse
Alcohol/drug abuse	28%	42%	Lack of education
Unemployment	25%	26%	Stress
Lack of education	17%	16%	Unemployment
Nowhere to turn for help in a crisis	16%	16%	Nowhere to turn for help in a crisis
Lack of assets	15%	11%	Lack of assets
Other	8%	0%	Other



Priorities and Available Resources

SENCA clients and partners were asked the following about available resources in their communities: Identify which of the following community resources you feel are **MOST NEEDED** because there are not enough and/or adequate resources available in your community. Indicate whether each listed service is “most needed”, “somewhat needed”, “not needed”, or “don’t know”.

Client Responses		Partner Responses	
Affordable Housing	Most Needed	Most Needed	Child Care
Mental Health Services	Most Needed	Most Needed	Affordable Housing
Child Care	Most Needed	Most Needed	Budgeting Training
Rent and Utility Assistance	Most Needed	Most Needed	Mental Health Services
Food Assistance	Most Needed	Most Needed	Youth Programs Ages 6 to 12
Support for Persons with Disabilities	Most Needed	Most Needed	Youth Programs Ages 13 to 22
Home Repair Assistance	Most Needed	Somewhat Needed	Transportation Assistance
Transportation Assistance	Most Needed	Somewhat Needed	Rent and Utility Assistance
Youth Programs Ages 13 to 22	Most Needed	Somewhat Needed	Employment Assistance
Youth Programs Ages 6 to 12	Most Needed	Somewhat Needed	Youth Programs Ages 4 to 5
Youth Programs Ages 0 to 3	Most Needed	Somewhat Needed	Support for Senior Citizens
Support for Senior Citizens	Somewhat Needed	Somewhat Needed	Support for Persons with Disabilities
Parenting Skills Training	Somewhat Needed	Somewhat Needed	Computer Skills Training
Youth Programs Ages 4 to 5	Somewhat Needed	Somewhat Needed	Adult Literacy Skills Training
Employment Assistance	Somewhat Needed	Somewhat Needed	Certificate/Degree Programs
Nutrition Education	Somewhat Needed	Somewhat Needed	Food Assistance
Certificate/Degree Programs	Somewhat Needed	Somewhat Needed	Nutrition Education
Budget Training	Somewhat Needed	Somewhat Needed	Financial Education
Computer Skills Training	Somewhat Needed	Somewhat Needed	Parenting Skills Training
Adult Literacy Skills Training	Somewhat Needed	Somewhat Needed	Home Repair Assistance
Financial Education	Somewhat Needed	Somewhat Needed	Youth Programs Ages 0 to 3
Foreclosure Prevention Assistance	Somewhat Needed	Somewhat Needed	Foreclosure Prevention Assistance



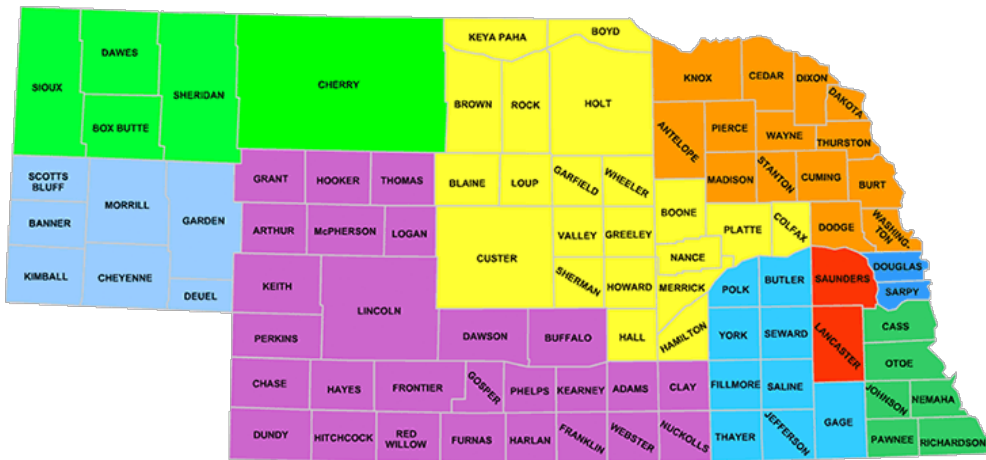
We also asked survey respondents to rank the following services in order of importance from 1 to 15, with “1” being the most important and “15” being the least important. **The top 3 client responses remained the same as in 2022.**

Client Responses		Partner Responses	
Mortgage/Rent and Utility Assistance	1	1	Youth/Teen Programs (6 to 17 years)
Food Pantry Assistance	2	2	Preschool Services (0 to 3 years)
Home Weatherization	3	3	Mortgage/Rent and Utility Assistance
Preschool Services (0 to 3 years)	4	4	Preschool Services (3 to 5 years)
Preschool Services (3 to 5 years)	5	5	Community Education Programs for Adults
Youth/Teen Programs (6 to 17 years)	6	6	Employment Assistance
Senior Citizen Services, Including Meals	7	7	Food Pantry Assistance
Owner-Occupied Housing Rehab	8	8	Financial Education for Teens and Adults
Employment Assistance	9	9	Home Weatherization
Transportation Assistance	10	10	Transportation Assistance
Financial Education for Teens and Adults	11	11	Senior Citizen Services, Including Meals
Educational Assistance for Adults	12	12	Owner-Occupied Housing Rehab
Homebuyer Assistance	13	13	Homebuyer Assistance
Community Education Programs for Adults	14	14	Educational Assistance for Adults
Case Management	15	15	Case Management



Geography

SENCA currently serves six main counties. These counties are Cass, Johnson, Nemaha, Otoe, Pawnee, and Richardson. All six counties are located in the southeastern corner of the state.



Poverty status is determined by comparing annual income to a set of dollar values called poverty thresholds that vary by family size, number of children, and age of the householder. If a family's before-tax money income is less than the dollar value of their threshold, then that family and every individual in it are considered to be in poverty. For people not living in families, poverty status is determined by comparing the individuals' income to his or her poverty threshold. The poverty thresholds are updated annually to allow for changes in the cost of living using the Consumer Price Index; they do not vary geographically.

The 2025 Federal Poverty Income Guidelines defines a family of four with an annual income of \$32,150 at 100% of poverty.

Likewise, the 2025 Federal Poverty Income Guidelines defines an individual (family of one) with an annual income of \$15,650 at 100% of poverty.

	Land area in Square Miles	Persons per Square Mile	County Seat
Cass	557	45.3	Plattsmouth
Johnson	376	13.9	Tecumseh
Nemaha	407	17.8	Auburn
Otoe	615	25.6	Nebraska City
Pawnee	431	6.4	Pawnee City
Richardson	551	15.2	Falls City
Nebraska	76,824	23.8	Lincoln (capital)

Poverty Rates - 2020

	Cass	Johnson	Nemaha	Otoe	Pawnee	Richardson
Poverty All Ages:	6.6%	12.9%	11.8%	8.0%	13.7%	11.1%
Poverty Ages 0-4:	8.0%	12.8%	12.8%	9.1%	20.3%	12.9%

Nebraska's Population (2024 Estimates):

- 2,005,465 people lived in Nebraska in 2024.
- 126,344 of those residents were children under five.
- 87.3% of the population identified as white, non-Hispanic.
- \$74,985 was the median income.
- 10.5% of the population live in poverty.

*Data Sources: US Census, Kids Count Nebraska Report

CASS COUNTY RESOURCES

Southeast Nebraska Community Action Partnership, Inc. (SENCA)

<p align="center">Central Office 802 4th Street, PO Box 646 Humboldt, NE 68346 402-862-2411</p>		<p align="center">Cass County 1215 South 15th Ste A Plattsmouth, NE 68048 402-297-7418</p>	
<p align="center">SENCA services include, but are not limited to:</p>			
Emergency Assistance	Food Pantry	Down-Payment Assistance	Project FIRST (Homeless)
Home Weatherization	Family Development	Homebuyer Education	Owner-Occupied Rehab
Radon Testing & Mitigation		Transportation	
Department of Health and Human Services		Nebraska Department of Labor	
<p>917 Wildwood Lane Ste A Nebraska City, NE 68410 402-873-6671</p>		<p>5717 F Street Omaha, NE 68117 402-595-3000 ndol.omahawfd@nebraska.gov</p>	
Equus Workforce Solutions		Sarpy/Cass Health Department - Immunizations	
<p>Nebraska City Office 917 Wildwood Lane Nebraska City, NE 68410 402-873-3384</p>		<p>Plattsmouth Community Center 800-645-0134 or 402-339-4235 308 South 18th Plattsmouth, NE 68048 4th Tuesday - 3:00 pm - 6:00 pm</p>	
Family Planning	Hotlines	Women, Infant, Children (WIC)	
<p>Plattsmouth 402-296-2345</p>	<p>AA 877-226-3632 NA 800-407-7195</p>	<p>509 Broadway Tecumseh, NE 68450 402-335-2988 or 877-691-8381</p>	
Family Health and Support Services		Rent/Utilities/Gas Assistance	
Heartland Family Services	402-339-2544	SENCA	402-297-7418
Lutheran Family Services	402-296-3316	My Neighbor's Closet	402-296-5084
Nebraska Family Helpline	888-866-8660	Under His Wings	402-802-7115
Medicaid Hotline	855-632-7633		
Commodity Supplemental Program		Housing Authority - Cass County	
<p>Indian Center, Inc. in Lincoln, NE 402-438-5321 Ext 130</p>		Plattsmouth	402-296-3380
		Weeping Water	402-267-6565
Food Assistance		Affordable Housing Apartments – Cass County	
Plattsmouth Bible Church	402-296-5393	Highland Place Apartments	402-296-4336
Under His Wings	402-802-7115	Cassco Arms	402-296-3380
Methodist Church - Weeping Water	402-267-4865	South Park Apartments	402-731-1142
Tabitha's Thread - Weeping Water	402-885-9952	Plattsmouth Heights	402-761-4465
Heartland Food Bank	855-444-5556	Weeping Water Housing Authority	402-267-6565
SENCA	402-297-7418	Oakridge Apartments - Louisville	402-613-2068
Veteran Services - Cass County		Transportation	
<p>346 Main #106 Plattsmouth, NE 68048 402-296-9368</p>		Cass County Transit	402-852-8313
Sixpence - Birth to 3 Year Early Childhood Program		Head Start- Free Preschool Program	
<p>Plattsmouth 402-296-3361</p>		Plattsmouth	402-296-2965
Economic Assistance		Weeping Water	402-267-7675
SNAP, TANF, Energy Assistance	800-383-4278	Conestoga	402-235-2750
Child Support Enforcement		Southeast Nebraska Mediation- Resolution Center	
877-631-9973		402-441-5740	

JOHNSON COUNTY RESOURCES			
Southeast Nebraska Community Action Partnership, Inc. (SENCA)			
Central Office 802 4 th Street, PO Box 646 Humboldt, NE 68346 402-862-2411		Johnson County 172 S 4th Street Tecumseh, NE 68450 402-335-2134	
SENCA services include, but are not limited to:			
Emergency Assistance	Food Pantry	Down-Payment Assistance	Project FIRST (Homeless)
Home Weatherization	Family Development	Homebuyer Education	Owner-Occupied Rehab
Radon Testing & Mitigation		CASA – Court Appointed Special Advocate	
Department of Health and Human Services		Nebraska Department of Labor	
1908 O Street Auburn, NE 68305 402-274-4021		<i>Serves: Otoe, Pawnee, Nemaha, Richardson & Johnson Counties</i> 917 Wildwood Lane Suite J Nebraska City, NE 68410 402-873-3384 ndol.nebraskacitywfd@nebraska.gov	
Equus Workforce Solutions		Southeast District Health Department - Immunizations	
Beatrice Office 5901 West Scott Rd #405 Beatrice, NE 68310 402-228-1263		Auburn Southeast District Health Department 2511 Schneider Ave Auburn, NE 68305 877-777-0424 or 402-274-3993	
Family Planning		Women, Infant, Children (WIC)	
Tecumseh Peru State College		402-335-2988 or 877-691-8382 402-872-7635 Ext. 2229	
402-335-2988 or 877-691-8382 402-872-7635 Ext. 2229		509 Broadway Tecumseh, NE 68450 402-335-2988 or 877-691-8381	
Family Health and Support Services		Rent/Utilities/Gas Assistance	
Blue Valley Behavioral Health Behavioral Health Solutions Project Response Nebraska Family Helpline		402-245-4458 402-216-0561 800-456-5764 888-866-8660	
SENCA 402-245-5284		SENCA Ministerial Association	
402-245-5284		402-297-7427 402-335-3816	
Commodity Supplemental Program		Housing Authority - Johnson County	
SENCA 402-245-5284		800 Broadway Tecumseh, NE 68450 402-335-2866	
304 Lawton Cook, NE 68329 402-864-2501		Affordable Housing Apartments - Johnson County	
Food Assistance Catholic Social Services - Mobile Pantry 1st Tuesday of the Month 402-474-1600 SENCA - By Appointment 402-297-7427		Elk Creek Apartments Tecumseh Place Apartments Golden Acres Apartments - Cook	
402-862-2411 Ext. 112 402-335-3165 402-864-2501		Transportation	
Veteran Services - Johnson County		Johnson County CASA - SENCA	
Johnson Courthouse Tecumseh, NE 68450 402-335-6306		City of Tecumseh 402-335-2030	
111 N 11 th Street, Suite A Nebraska City, NE 68410 402-209-0446		Child Support Enforcement	
877-631-9973		Southeast Nebraska Mediation - Resolution Center	
877-631-9973		402-441-5740	

NEMAHA COUNTY RESOURCES			
Southeast Nebraska Community Action Partnership, Inc. (SENCA)			
Central Office 802 4 th Street, PO Box 646 Humboldt, NE 68346 402-862-2411		Nemaha County 1908 "O" Street Auburn, NE 68305 402-274-4666	
SENCA services include, but are not limited to:			
Emergency Assistance	Food Pantry	Down-Payment Assistance	Project FIRST (Homeless)
Home Weatherization	Family Development	Homebuyer Education	Owner-Occupied Rehab
Radon Testing & Mitigation	Head Start Preschool	CASA – Court Appointed Special Advocate	
Department of Health and Human Services		Nebraska Department of Labor	
1908 O Street Auburn, NE 68305 402-274-4021 Medicaid: 1-855-632-7633 Assistance: 1-800-383-4278		<i>Serves: Otoe, Pawnee, Nemaha, Richardson & Johnson Counties</i> 917 Wildwood Lane Nebraska City, NE 68410 402-873-3384 ndol.nebraskacitywfd@nebraska.gov	
Equus Workforce Solutions		Southeast District Health Department - Immunizations	
Nebraska City Office 917 Wildwood Lane Nebraska City, NE 68410 402-873-9239		Auburn Southeast District Health Department 2511 Schneider Ave Auburn, NE 68305 877-777-0424 or 402-274-3993	
Family Planning		Women, Infant, Children (WIC)	
Tecumseh 402-335-2988 or 877-691-8382 Peru State College 402-872-7635 Ext. 2229		509 Broadway Tecumseh, NE 68450 402-335-2988 or 877-691-8381	
Family Health and Support Services		Rent/Utilities/Gas Assistance	
Blue Valley Behavioral Health 402-245-4458 Behavioral Health Solutions 402-216-0561 Project Response 800-456-5764 Nebraska Family Helpline 888-866-8660		SENCA 402-297-7427 Catholic Social Services 402-274-9362 Project Response 800-456-5764	
Commodity Supplemental Program		Housing Authority - Nemaha County	
SENCA 402-245-5284		1017 H Street 7th & Oregon Street Auburn, NE 68305 Peru, NE 68421 402-274 -4525 402-489-2333	
Food Assistance		Affordable Housing Apartments - Nemaha County	
SENCA Food Pantry 402-297-7427 Catholic Social Services 402-274-9362		Crestview Square 402-274-5460 Sheridan Apartments 402-274-4032 Westbury Heights Apartments 402-274-4017 Countryside Apartments 402-274-3666 Valley View Apartments 402-274-4525	
Veteran Services – Nemaha County		Transportation	
601 J Street Auburn, NE 68305 402-274-3419		Nemaha County CASA - SENCA 111 N 11 th Street, Suite A Nebraska City, NE 68410 402-209-0446	
Sixpence - Birth to 3 Year Early Childhood Program		Head Start – SENCA Preschool Program	
402-274-4830		Auburn Head Start 1806 "O" Street Auburn, NE 68305 402-274-4160	
Child Support Enforcement			
877-631-9973			
Southeast Nebraska Mediation - Resolution Center			
402-441-5740			

OTOE COUNTY RESOURCES

Southeast Nebraska Community Action Partnership, Inc. (SENCA)

Central Office 802 4 th Street, PO Box 646 Humboldt, NE 68346 402-862-2411		Otoe County 111 N 11 th Street Nebraska City, NE 68410 402-297-7398			
SENCA services include, but are not limited to:					
Emergency Assistance	Food Pantry	Down-Payment Assistance	Project FIRST (Homeless)		
Home Weatherization	Family Development	Homebuyer Education	Owner-Occupied Rehab		
Radon Testing & Mitigation	Head Start Preschool	CASA – Court Appointed Special Advocate			
Department of Health and Human Services		Nebraska Department of Labor			
917 Wildwood Lane, Ste A Nebraska City, NE 68410 402-873-6671		<i>Serves: Otoe, Pawnee, Nemaha, Richardson & Johnson Counties</i> 917 Wildwood Lane Nebraska City, NE 68410 402-873-3384 ndol.nebraskacitywfd@nebraska.gov			
Equus Workforce Solutions		Southeast District Health Department - Immunizations			
Nebraska City Office 917 Wildwood Lane Nebraska City, NE 68410 402-873-9239		Auburn Southeast District Health Department 2511 Schneider Ave Auburn, NE 68305 877-777-0424 or 402-274-3993			
Family Planning		Women, Infant, Children (WIC)			
Tecumseh Peru State College	402-335-2988 or 877-691-8382 402-872-7635 Ext. 2229	509 Broadway Tecumseh, NE 68450 402-335-2988 or 877-691-8381			
Family Health and Support Services		Rent/Utilities/Gas Assistance			
Blue Valley Behavioral Health Behavioral Health Solutions Nebraska Family Helpline	402-245-4458 402-216-0561 888-866-8660	SENCA Ministerial Association	402-297-7398 402-873-9638		
Commodity Supplemental Program		Housing Authority – Otoe County			
Indian Center, Inc. Lincoln, NE 402-438-5321 Ext 130		Syracuse Nebraska City	402-269-2851 402-873-5451		
Food Assistance		Affordable Housing Apartments – Otoe County			
SENCA Food Pantry United Methodist Church Ministerial Association	402-297-7398 402-873-9638 402-873-3821	Timber Ridge Apartments Arbor Village Apartments Riverview Terrace Apartments	402-873-6802 402-873-7654 402-873-5451		
Veteran Services – Otoe County		Transportation	Otoe County CASA - SENCA		
1021 Central Avenue Nebraska City, NE 68410 402-873-9540		Otoe County Handi-Bus 402-873-3005	111 N 11 th Street, Suite A Nebraska City, NE 68410 402-209-0446		
Child Support Enforcement		Head Start – SENCA Preschool Program			
877-631-9973		<table border="0" style="width: 100%;"> <tr> <td style="width: 50%;">Nebraska City Head Start #1 111 N 11th Street, Suite A Nebraska City, NE 68410 402-874-9060</td> <td style="width: 50%;">Nebraska City Head Start #2 603 N 20th Street Nebraska City, NE 68410 402-873-6447</td> </tr> </table>		Nebraska City Head Start #1 111 N 11 th Street, Suite A Nebraska City, NE 68410 402-874-9060	Nebraska City Head Start #2 603 N 20 th Street Nebraska City, NE 68410 402-873-6447
Nebraska City Head Start #1 111 N 11 th Street, Suite A Nebraska City, NE 68410 402-874-9060	Nebraska City Head Start #2 603 N 20 th Street Nebraska City, NE 68410 402-873-6447				
Southeast Nebraska Mediation - Resolution Center					
402-441-5740					
Otoe County Juvenile Diversion					
Nebraska City	402-873-6346				

PAWNEE COUNTY RESOURCES			
Southeast Nebraska Community Action Partnership, Inc. (SENCA)			
Central Office 802 4 th Street, PO Box 646 Humboldt, NE 68346 402-862-2411		Pawnee County 418 11 th Street, Unit #137 Pawnee City, NE 68420 402-852-2208	
SENCA services include, but are not limited to:			
Emergency Assistance	Food Pantry	Down-Payment Assistance	Project FIRST (Homeless)
Home Weatherization	Family Development	Homebuyer Education	Owner-Occupied Rehab
Transportation	Radon Testing & Mitigation		Head Start Preschool
CASA – Court Appointed Special Advocate			
Department of Health and Human Services		Nebraska Department of Labor	
1908 “O” Street Auburn, NE 68305 402-274-4021		<i>Serves: Otoe, Pawnee, Nemaha, Richardson & Johnson Counties</i> 917 Wildwood Lane Suite J Nebraska City, NE 68410 402-873-3384 ndol.nebraskacitywfd@nebraska.gov	
Equus Workforce Solutions		Southeast District Health Department - Immunizations	
Nebraska City Office 917 Wildwood Lane Nebraska City, NE 68410 402-873-9239	Beatrice Office 5901 West Scott Road #405 Beatrice, NE 68310 402-228-1263	Auburn Southeast District Health Department 2511 Schneider Ave Auburn, NE 68305 877-777-0424 or 402-274-3993	
Family Planning		Women, Infant, Children (WIC)	
Tecumseh Peru State College	402-335-2988 or 877-691-8382 402-872-7635 Ext. 2229	509 Broadway Tecumseh, NE 68450 402-335-2988 or 877-691-8381	
Family Health and Support Services		Rent/Utilities/Gas Assistance	
Blue Valley Behavioral Health Behavioral Health Solutions Project Response Nebraska Family Helpline	402-245-4458 402-216-0561 800-456-5764 888-866-8660	SENCA Ministerial Association	
Commodity Supplemental Program		Housing Authority – Pawnee County	
SENCA 402-245-5284		Pawnee County 402-852-2133	
Food Assistance		Affordable Housing Apartments – Pawnee County	
SENCA Food Pantry – By Appointment Catholic Social Services - 4 th Friday of Month		Pawnee Village Apartments Table Rock Village Apartments	
402-297-7427 402-474-1600		402-852-2133 402-839-2035	
Veteran Services – Pawnee County		Transportation	Pawnee County CASA - SENCA
Pawnee County Courthouse 1 st Floor Pawnee City, NE 68421 402-852-2777		Pawnee County Transit SENCA 402-852-2208	111 N 11 th Street, Suite A Nebraska City, NE 68410 402-209-0446
Sixpence – 0 to 3 Year Early Childhood Program		Head Start – SENCA Preschool Program	
HTRS School 402-862-2151		Table Rock Head Start 407 Nebraska Street Table Rock, NE 68447 402-839-2128	
Child Support Enforcement			
877-631-9973			
Southeast Nebraska Mediation - Resolution Center			
402-441-5740			

RICHARDSON COUNTY RESOURCES			
Southeast Nebraska Community Action Partnership, Inc. (SENCA)			
Central Office 802 4 th Street, PO Box 646 Humboldt, NE 68346 402-862-2411		North Richardson County 802 4 th Street Humboldt, NE 68376 402-862-2411	
		South Richardson County Courthouse Room 103 Falls City, NE 68355 402-245-5284	
SENCA services include, but are not limited to:			
Emergency Assistance	Food Pantry	Down-Payment Assistance	Project FIRST (Homeless)
Home Weatherization	Family Development	Homebuyer Education	Owner-Occupied Rehab
Transportation	Radon Testing & Mitigation		Head Start Preschool
CASA – Court Appointed Special Advocate			
Department of Health and Human Services		Nebraska Department of Labor	
Richardson County Courthouse 1700 Stone Street Falls City, NE 68355 402-245-4431		<i>Serves: Otoe, Pawnee, Nemaha, Richardson & Johnson Counties</i> 917 Wildwood Lane Suite J Nebraska City, NE 68410 402-873-3384 ndol.nebraskacitywfd@nebraska.gov	
Equus Workforce Solutions		Southeast District Health Department - Immunizations	
Nebraska City Office 917 Wildwood Lane Nebraska City, NE 68410 402-873-9239		Southeast District Health Department 2511 Schneider Ave Auburn, NE 68305 877-777-0424 or 402-274-3993	
Family Planning		Women, Infant, Children (WIC)	
Tecumseh 402-335-2988 or 877-691-8382 Peru State College 402-872-7635 Ext. 2229		509 Broadway 402-335-2988 Tecumseh, NE 68450 877-691-8381	
Family Health and Support Services		Rent/Utilities/Gas Assistance	
Blue Valley Behavioral Health 402-245-4458 Behavioral Health Solutions 402-216-0561 Project Response 800-456-5764 Nebraska Family Helpline 888-866-8660		SENCA 402-245-5284 Ministerial Association - Humboldt 402-862-2008 Ministerial Association – Falls City 402-245-6111 Catholic Social Services 402-474-1600	
Commodity Supplemental Program		Housing Authority - Richardson County	
SENCA 402-245-5284		Falls City (402) 245-4204 Humboldt (402) 862-3201	
Food Assistance		Affordable Housing Apartments – Richardson County	
SENCA Food Pantry – By Appointment 402-245-5284 Catholic Social Services 402-474-1600 Ministerial Association – Falls City 402-245-6111 Northridge Church 402-245-2167		Fulton Villa Apartments 402-862-2411 Ext 112 Burbank Apartments 402-245-2483 Wilderness Falls 402-434-3344 Eastview Apartments 402-245-4204 Pioneer Plaza 402-245-4204	
Veteran Services –Richardson County		Transportation	Richardson County CASA - SENCA
Richardson County Courthouse – Room 101 Falls City, NE 68355 402-245-3722		Richardson County Transit – SENCA 402-245-3664	111 N 11 th Street, Suite A Nebraska City, NE 68410 402-209-0446
Sixpence – 0 to 3 Year Early Childhood Program		Head Start – SENCA Preschool Program	
HTRS Public School 402-862-2151 Falls City Public School 402-245-3276		Richardson County Head Start 320 West 14 th Street Falls City, NE 68355 402-245-4983	
Child Support Enforcement	Tribal Services		
877-631-9973	Sac N Fox 785-742-7489		
Hotlines	United Tribes 785-595-3291		
AA - 877-226-3632		NA - 800-407-7195	
			Southeast Nebraska Mediation - Resolution Center 402-441-5740